



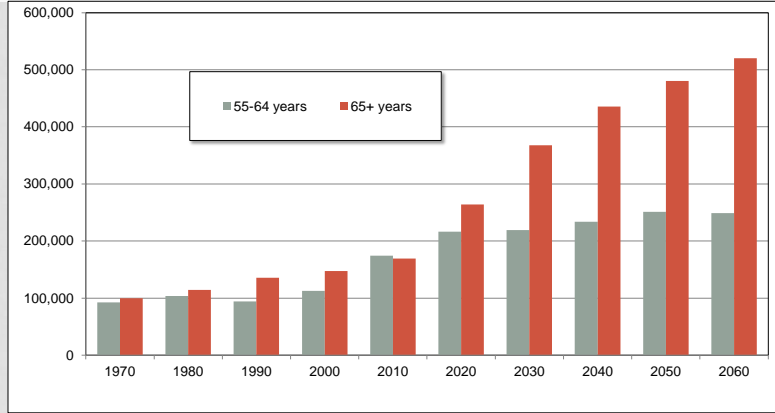
County Wide Plan for Older Adults Implementation proposal

**September 26, 2016
Joint Health & Social Services Committee**

PRESENTATION OVERVIEW

- Data: reminder why this is so important
- Updates since April joint committee presentation
- Implementation proposal

OLDER ADULT POPULATION AND PROJECTIONS AGES



1970-2010

70% growth in 65+ population
89% growth in 55-64 population

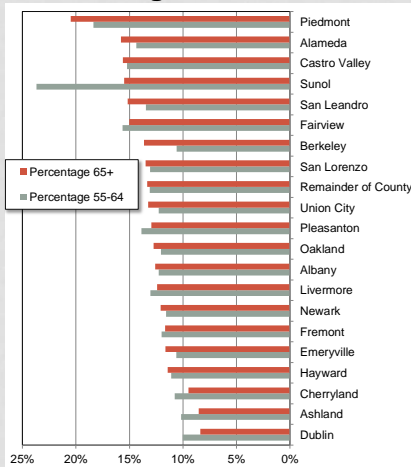
2010-2060

207% growth in 65+ population
43% growth in 55-64 population

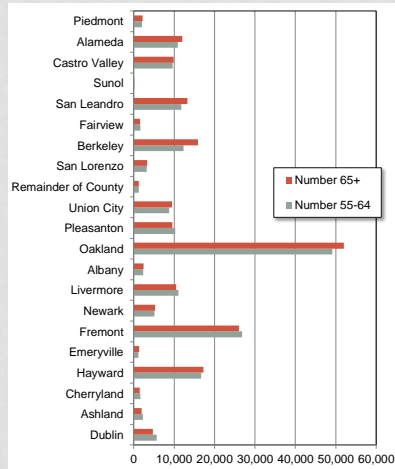
Source: California Department of Finance, Report P-2 State and County Population Projections - Race/Ethnicity and 5-Year Age Groups, baseline 2013; US Census Bureau decennial census 1970-2010

OLDER ADULTS BY CITY/PLACE

Percentage of Older Adults



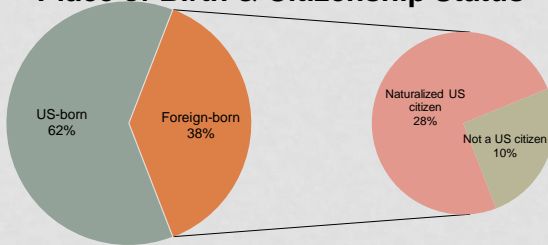
Number of Older Adults



Source: ACPHD CAPE, with data from Esri 2015

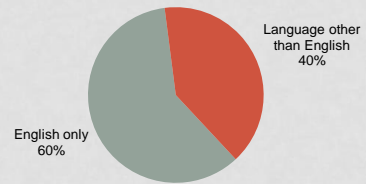
OLDER ADULT DEMOGRAPHICS

Older Adults by Place of Birth & Citizenship Status



- Over 1 in 3 older adults are foreign-born
- 1 in 10 older adults are not US citizens

Older Adults by Language Spoken at Home

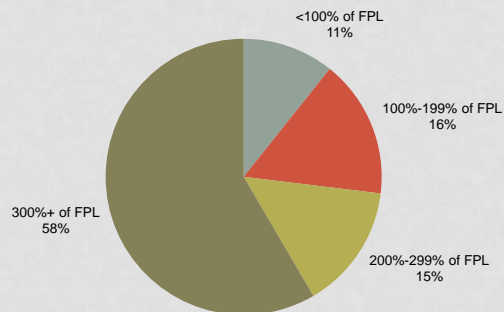


- Many older adults (40%) speak a language other than English at home

Source: American Community Survey, 2014

OLDER ADULT SOCIOECONOMIC STATUS

Poverty Levels among Older Adults

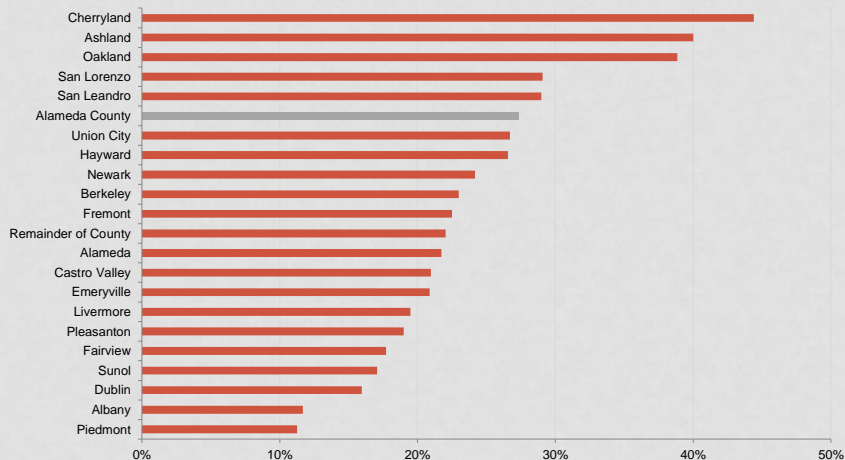


- Just over 1 in 10 older adults live under the federal poverty line
- Over 1 in 4 older adults earn <200% of FPL

Source: American Community Survey, 2014

OLDER ADULT SOCIOECONOMIC STATUS (CONTINUED)

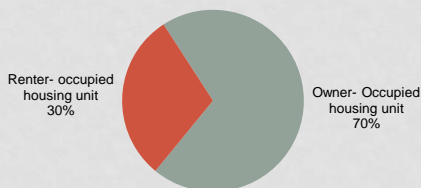
Percentage of Older Adults Living Under 200% of FPL by City/Place



Source: American Community Survey, 2010-2014

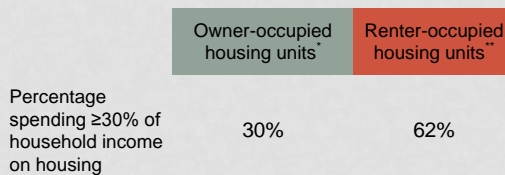
OLDER ADULT HOUSEHOLD AND LIVING CIRCUMSTANCES

Older Adults by Housing Tenure



- The majority of older adults are home owners or live with home owners.
- Just under one-third are renters.

Housing Cost Burden among Older Adults (60+)



- Housing cost burden affects:
- Over 60% of older adults in rental housing.
 - 30% of older adults in owner-occupied housing.

Source: American Community Survey, 2014

*Select monthly owner costs as a percentage of household income in past 12 months
**Gross rent as a percentage of household income in the past 12 months

UPDATES

- **Goal 1:** WHO Age Friendly initiative: Fremont & Berkeley both foundation funded
- **Goal 2:** Forum needed: Stakeholder meeting & discussions- consensus proposal
- **Goal 3:** CBO support: Continued SSA AAA funding supplement & new Measure A funds
- **Goal 4:** More Prevention work: Measure A funded PHN case management program.
- **Goal 5:** Elder Justice: Multiple local and Statewide efforts (local media campaign, enhanced APS staffing, more statewide coordination across associations)
- **Goal 6:** Housing: CDA all in; State & local discussions active

NEXT STEPS

- **Modify Board ordained Long Term Planning Council**
 - Repurpose / name as needed
 - Bring forward bylaw revisions to full BOS as needed
 - Confirm with BOS seated members (1 per district, etc)
 - Proposal: Stakeholders to meet to complete above actions
- **HCSA & SSA jointly funding analyst position to support work**
 - 9/27 BOS letter; no NCC impact

IMPLEMENTATION DETAILS

- SSA Aging director to facilitate council
 - Keep alignment with Federal AAA mandate to plan for Seniors
 - New analyst position to report to SSA Aging director as well

- Primary focus in first year of council
 - Finalize council bylaws, seats
 - Data: institute recurring data analysis cross county
 - Advocacy & Legislation: improve coordination cross county
 - Engage HCSA safety net (Alliance, clinics, AHS)
 - WHO age friendly initiative: coordinate with Berkeley and Fremont

QUESTIONS

